

Trailed Min-Till Seed Drills

ESPRO 3000
ESPRO 4000 R / 6000 R
ESPRO 6000 RC



www.kuhn.com



be strong, be **KUHN**



ESPRO 3000 4000 R 6000 R 6000 RC

LESS POWER REQUIRED FOR GREATER OUTPUT!

With the ESPRO seed drills, KUHN opens a new chapter in its history of universally applicable seeding solutions. Designed for use after the plough as well as on stubble with crop residues to incorporate into the soil, they have been developed having your predominant requirements concerning seed drills in mind.

SAVINGS, SAVINGS, SAVINGS...

A universal seed drill, which is especially easy to pull in order to save on fuel? Yes, that's true for the ESPRO seed drills. Its low power requirement is mainly possible due to the specific design of the press wheel row preceding the coulter bar.

HIGH SEEDING PRECISION. HIGH WORK SPEED.

A universal seed drill, which works precisely and quickly in min-till conditions but also after the plough? The CROSSFLEX coulter bar is the key and puts each and every seed where it should go at speeds up to 17kph.

A ROBUST AND EASY-TO-USE SEED DRILL

You are looking for an easy to maintain and quick to adjust seed drill? With its simplified structure and equipped with ISOBUS solutions as well as uniform and simple adjustments, the ESPRO seed drills will never stand still for a long time.

KUHN's ESPRO trailed universal seed drills in brief:

	Working width (m/ft)	Number of rows	Hopper capacity (l)
ESPRO 3000	3.00 / 9'10"	20	2,500
ESPRO 4000 R	4.00 / 13'1"	26	3,500
ESPRO 6000 R	6.00 / 19'8"	40	3,500
ESPRO 6000 RC	6.00 / 19'8"	40 (seeding) 20 (fertilisation)	5,500 (40 % for seed, 60 % for fertiliser)



TILL, TAMP AND SEED IN ONE PASS

Five independent working sections are combined on the ESPRO universal seed drill to ensure a regular field emergence. This is true for most differing working conditions:

- after the plough as well as minimum tillage,
- with more or less crop residues to mix in,
- in light as well as heavy soils.

One thing is clear: These seed drills have been tried and tested in different countries and proven themselves in most different situations. Some of the testing farmers share their experience on the following pages.



**ALL MACHINE
ELEMENTS WORK
INDEPENDENTLY!**

1. TILL...

At the front of the ESPRO seed drills, two rows of working discs open and mix the soil, and ensure that residue is well incorporated into the surface layers. The 460mm disc diameter helps to create a fine tilth. The concave shape of the discs makes them perform even in heavy soil. Mounted in pairs to save weight and improve flow of soil and residue through the machine, the disc hubs are moreover oil filled and sealed for life thereby eliminating the need for periodical greasing. Especially helpful on ploughed land: the optional row of front press wheels, who cater for a levelled soil surface before the discs start their work.

2. TAMP...

Seed to soil contact and consistent seeding depth are vital to ensure a uniform germination and crop establishment. ESPRO seed drills employ a row of press wheels behind the working discs, each one of which consolidates the soil ahead of two seeding units. In this way, there are no voids or cracks left onto which the seed is placed ensuring both good depth control and that each seed actually gets into close contact with the surrounding soil.

“We have worked 850ha over two seasons with the ESPRO seed drill. The machine has delivered a very good seeding quality. We have especially noticed the machine’s low power requirement. It carries well under difficult conditions and without any bulldozing effect. It’s full speed ahead! We have sown up to 120ha in one day, so it is definitely a machine with a high capacity. ESPRO is very user friendly with regards to settings and adjustments and the CCI 200 control box is logical and easy to use. The germination after the ESPRO seed drill from KUHN is excellent.”

SØVANG GODS, RAUFF FAMILY
Højslev, Denmark



1

2

3

4

5

3. SEED...

The ESPRO universal seed drill features the CROSSFLEX coulters which ensures consistent seeding depth in virtually all conditions and working speeds. It consists of a specially profiled tubular section with coulters mounted on polyurethane blocks. The special structure ensures a very precise seed depth placement across the field even at faster working speeds.

4. KEEP THE RIGHT DEPTH...

One press wheel per seed coulters ensures that each one smoothly follows the terrain. At the same time the soil behind the coulters is lightly consolidated to ensure seed to soil contact. The press wheels additionally promote moisture moving towards the seed through capillary action.

5. ...AND COVER

The covering harrow has several tasks, the most important being to cover each seed reliably with soil. It also creates a loose soil surface which is resistant to silting up due to rain – a capped soil promotes run-off and inhibits seedling emergence.



OFFSET WHEEL TRAIN: THE POWER SAVER

The row of press wheels on the ESPRO seed drill is the key to increase the profitability of your business. Due to its special design it keeps soil accumulation in front of the packer wheels to a minimum. In this way, its power requirement and fuel consumption stays remarkably low, while ensuring a higher work output.

UP TO 16.4%* OF POWER SAVINGS POSSIBLE

A power test was carried out at KUHN trial fields in 2015 on tilled and stubble ploughed land. The ESPRO 6000 R seed drill equipped with a packer roller of narrow, offset tamping wheels with large diameter was compared to another seed drill present on the market equipped with a wheel train of aligned wheels. The overall test results showed up to 16.4%* power savings with the KUHN ESPRO seed drill.

* Data established in 2015 during internal testing, based on the traction power necessary for the seed drill. Power requirement may vary according to operating conditions and machine equipment.

IT'S DUE TO THE UNIQUE PACKER ROLLER DESIGN



1. A LARGE WHEEL DIAMETER

The 900mm diameter of the packer wheels reduces rolling resistance and therefore the power required to pull the machine compared to smaller wheels.

2. NARROW WHEELS

At the same time the wheels are rather narrow (210mm), leaving a 85mm gap between them for an excellent soil and residue flux. Their small width has another important effect: It leaves a larger infiltration zone in-between and therefore efficiently avoids erosion.

3. THE OFFSET EFFECT

The packer wheels are offset 200mm front to rear, which eliminates the bulldozing effect, thereby reducing the power requirement and making the drill easier to pull. No accumulation of soil in front of the wheel row also prevents the drill from bouncing, thus ensuring a uniform seed delivery.



A PERFECT SQUARE SHAPE

The tyres are of a perfectly square profile which ensures an even consolidation across the whole tyre width as well as for each seeding row. The sharp, deep treads also crumble the soil to create a fine surface tilth.



be strong, be **KUHN**

KUHN PARTS

Designed and manufactured to rival time



KUHN foundries and forge as well as a high-level manufacturing process allow the production of spare parts to defy time. You can truly rely on our know-how and our genuine parts. Farmers benefit from our client support and logistics services via any KUHN PARTS warehouse, which provide quick and reliable repair solutions in cooperation with your nearest authorized KUHN dealer.






PRECISION AT HIGH SPEED

Ensuring a consistent seeding depth in virtually all conditions and also at elevated working speeds, while keeping a simple structure: Too many requirements to combine in one coulters bar you think?

The CROSSFLEX bar proves the opposite. It consists of a specially profiled cross-like tube, on which the coulters arms are mounted via four polyurethane blocks. Thus, the latter are held tight in position and act only under compression, but cannot slide across the surface of the tube.

In this way, the coulters is returned quickly and precisely to its pre-set position every time resulting in very precise seed placement across the field even at faster working speeds. Coulters pressure is therefore consistent and coulters penetration ensured!



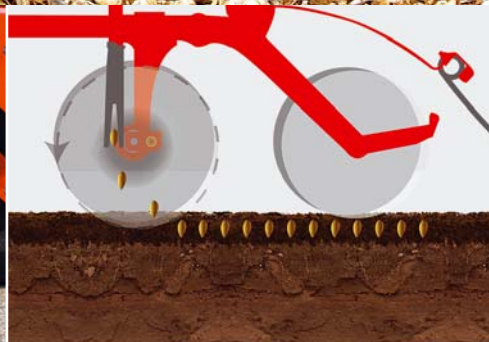
WORK QUALITY OF ESPRO 6000 R NOW DLG APPROVED

The DLG (German Agriculture Association) has extensively tested the ESPRO 6000 R seed drill in a static and field test in 2016. It scored convincing results in the category „work quality“ and thus was awarded the “DLG approved” test quality mark.

Test criterion	Test result
Metering accuracy for wheat / barley / rape	Very low
Lateral distribution of wheat on level ground / on the slope	Good / good to satisfactory
Lateral distribution of barley on level ground	Satisfactory
Lateral distribution of rape on level ground	Very good

Test criterion	Test result
Metering accuracy for wheat / rape	Very low (2.2%) / very low (1.1%)
Field emergence of wheat	Very good (92%)
Field emergence of rape	Good (87%)*
Longitudinal plant distribution for wheat	Good (variation factor 1.0)
Longitudinal plant distribution for rape	Very good (variation factor 0.7)
Seed depth placement for wheat (length of hypocotyl)	Target: 3-4cm Measured: 1.8-4.1cm Average value: 3.1cm Standard deviation: 0.5cm

*In rather dry seeding conditions



CUTTING-EDGE DOUBLE DISCS

The double discs with 350mm diameter 41mm offset are well-conceived. With its leading edge, they not only penetrate the soil efficiently, but this feature also improves cutting through crop residues and consequently prevents the residues from being pinned down in the seed furrow. At the same time the front disc can wear down to 32mm, before a gap between the discs is created, which could block with soil. The reduced disc angle augments the inter-row spaces, which is very important in min-till conditions.

SMALL DETAIL. GREAT PRECISION.

It's the small details, which often make the key difference. The fact that the seed outlet between the double discs is positioned in front of the discs' hub is one, which provides for great seeding precision. In this way, the seed can "accompany" the discs in its downward rotational movement. The outlet's special V-shape adds also to a precise seed delivery without bouncing, as the air flow from the blower can escape more easily upwards, meaning that the seed drops into the seed furrow simply due to gravity.

THE PERFECT FINISH

350 x 50mm press wheels ensure a reliable depth guidance and tamping behind the seed coulters. Being semi-pneumatic allows their surface to flex a little to keep them clean. They are also fitted with scrapers as standard. Additionally one pair of covering harrow tines is mounted at every other seed unit. The tines are mounted on spring leaves to prevent blockages as well as to ensure that tine movement will not affect the seeding depth.

USER-FRIENDLY INTERFACES

With ISOBUS, the uniform communication standard for tractors, implements and management PC's, you are able to manage all your ISOBUS-ready machines, including the ESPRO seed drill, from the tips of your fingers. This is because only one universal terminal is necessary on your tractor: the KUHN CCI 200 or any other ISOBUS terminal. At KUHN we do our best to make your life easier.



CCI 200



VT 50



TWO CONTROL BOXES AT YOUR DISPOSAL

On the ESPRO seed drill, you have the choice between two control boxes: either the CCI 200 ISOBUS terminal or the VT 50 "ISO KUHN" solution. Both feature an easy to use touchscreen combined with soft keys. Many adjustments can be made from the tractor cab including seed rate modulation, tramline sequence control and many others. If required, all drill components can also be controlled manually, even if in automatic mode. This may be helpful when having to fold in side markers to bypass an obstacle for example.




EVERYTHING AT YOUR FINGERTIPS

A joystick is available as an option to bring the main drill controls right to your fingertips. This includes the main working elements of the drill, such as press wheels, the working discs and the CROSSFLEX coulters. In automatic mode the joystick can be used to start the headland sequence.



SMART HEADLAND MANAGEMENT

For easy and quick turns without compromising the drilling quality on the headland, an automated pre-programmed headland sequence has been integrated into both control boxes. You are able to set yourself the moment when the metering unit stops as well as when each of the tools should be lowered after the turn has been completed. Once you have defined these settings, you can simply start the sequence by the touch of a button. Then you just need to sit back and let the electronics do the work.



QUICK AND EASY ADJUSTMENTS

Adjustments on the machine such as seeding depth, coulter pressure, disc depth & calibration have been designed with your ease of use in mind. But it's not only about increased comfort: Due to the simplified settings, you won't have any problem to set up the machine correctly in order to really get the most from it.



SIMPLE CLIPS AS UNIVERSAL SOLUTION


Front working discs, seeding depth and also the coulter pressure are all set with clips, which are placed on the hydraulic cylinders. Due to this system it is possible to record the settings easily for future reference. Extra clips can be stored on the machine. The cylinders for the seeding depth and coulter pressure are located next to each other. All of them are easily accessible: There is no need to climb in or over the machine to make adjustments!



CALIBRATING THE SEED IN TOTAL CONVENIENCE

Your control box guides you comfortably through the calibration process. One calibration button per metering unit reduces the number of times you have to climb into the tractor cab. A hook for hanging the weighing scales is provided on the side of the front platform.

When working at night, the metering unit and hopper lights can be switched on and off with a conveniently located button.



ESPRO**3000**

POWER SAVINGS AND MORE

This rigid model with 3.00m working width features a hopper with a volume of 2,500l. Requiring only 35hp per metre* of traction power, ESPRO 3000 has been developed for smaller cash crop farms which are not equipped with the latest high-power tractor model, but are looking at the same time for a universally applicable seeding solution. With the small ESPRO model, you can achieve impeccable seeding results on shallow tilled soil with many crop residues still present on the surface, but also after the plough (use of optional front packer wheels is recommended in conventional seeding systems).

**Depending on working conditions and machine options.*



“This year in autumn we have drilled 600ha with the ESPRO drill. The particularity at our location are the diverse soils of different quality, but the drill came to terms wonderfully in these varying conditions. We have used the machine fifty-fifty on ploughed land and after the disc harrow behind a tractor of 200hp, which had no problem to pull the machine. On humid plots after sugar beet the machine was also very easy to pull due to the large front packer wheels. It requires less fuel than our previous drill.”

CHRISTIAN GOLDACKER

Agricultural cooperative Querstedt, Sachsen-Anhalt, Germany - Mixed farm with 850ha arable land and 250ha grassland

ESPRO**4000 R****6000 R**

OUTPUT AND MORE

Able to carry up to 3,500l of seed, the 4.00 and 6.00m wide foldable ESPRO 4000 R and 6000 R models respond to the needs for high output of large cereal farms as well as contractors. As seeding speeds up to 17kph can be realized with tractors from 140 and 200hp* respectively, narrow seeding windows can be used efficiently. At the same time, the CROSSFLEX coulter bar is the warrantor that no concessions have to be made in terms of seeding precision. And you shouldn't forget: The ESPRO seed drill is also a "smart" machine, being ISOBUS-compatible, which considerably facilitates the job management and data exchange between the drill, the tractor and the home computer.

**Depending on working conditions and machine options.*

SNUGGLING THE GROUND CONTOURS

Three separate frame sections allow the outer wings of the folded models to smoothly adapt to the terrain over the entire drill width. The wing pressure is adjustable hydraulically.



"I had the opportunity to seed 750ha of rape, wheat, barley and mustard with the ESPRO universal drill. The output is very high: seven to eight hectares per hour. We have reached working speeds of 15, 16 or even 17kph. Compared to another seed drill that I have tested, this one really performs and allows us to advance very quickly when the weather forecast is not in our favor."

DENIS CHANGARNIER

Côte-d'Or, Bourgogne, France -
Farm with 850ha, thereof 700ha arable land
(wheat, barley, rape, maize, peas, cover crops)



ESPRO**6000 RC**

ONE SEED DRILL. COUNTLESS APPLICATIONS.

Two separate metering and distribution systems on one universal seed drill provide many potential fields of operation on an arable farm. This also applies to the new foldable ESPRO 6000 RC seed drill with 6.00m working width, divided hopper and combined fertilization option. It is able to deliver fertilizer under root while seeding, but also enables mixing two seed varieties or using the entire hopper for the main crop.

Its global design includes, as the other ESPRO models, two rows of working discs followed by a packer roller and the CROSSFLEX coulter bar with press wheels. An additional row of single disc coulters behind the working discs delivers fertilizer or a second seed variety.



2 METERING UNITS. TWICE HIGHER COMFORT.

Both metering units are identical and calibrated similarly to those of the other ESPRO models.

In the same context, the simple clips are used to adjust seeding depth, coulter pressure and disc working depth.

LARGE HOPPER SAVES TIME

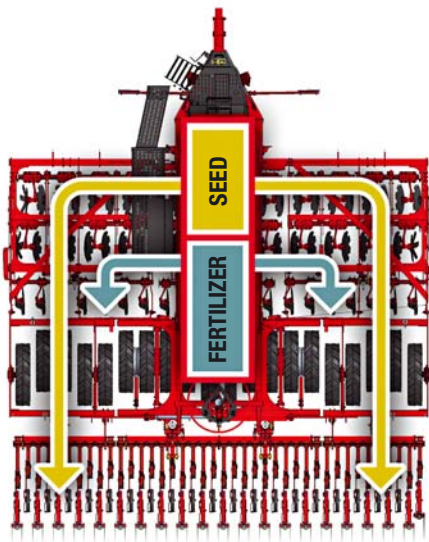
The considerable hopper capacity of 5,500l provides you high autonomy also at high seeding or fertilizer application rates. A wall divides the volume into two parts, leaving 40% for seed and 60% for fertilizer (or second seed variety). By simply opening a hatch in the partition wall, the entire hopper can be loaded with a single type of seed.

PRECISE FERTILIZER POSITIONING IS ESSENTIAL

The fertilizer or second seed variety is placed directly in front of the press wheels by a row of single disc coulters. Each one, adjustable in depth, is located precisely in between two seed rows.

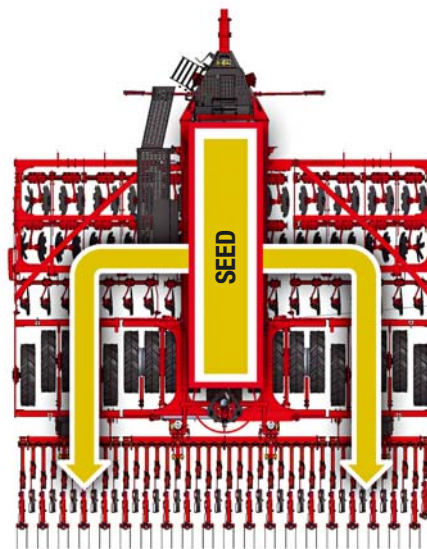
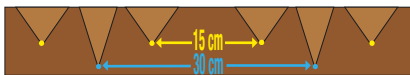
In this way the fertilizer can be positioned in spot-on distance from the seeds. Thus, the seedlings are optimally supported in their early growth stages without risk of burning.

ALL AGRONOMIC POSSIBILITIES AT HAND



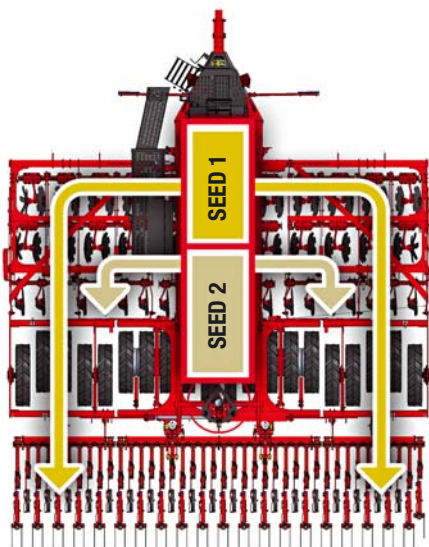
1) SEED MAIN CROP WITH COMBINED FERTILIZATION

You can meter and seed your main crop while metering fertilizer separately and delivering it under root during the same pass at adjustable depths between two seeding rows each.




2) SEED ONLY MAIN CROP

The entire hopper is used to load a single seed variety. It passes both metering units, but all seeds are brought together in the main distribution head and are delivered only to the CROSSFLEX seed bar.




3) SEED A MIX OF SEEDS

Using the same configuration as for combined fertilization, you can also seed a mix of two cover crops with different requirements in terms of depth placement. In the same way, it is also possible to establish undersown crops with main crop.



4) SEED TWO MAIN CROP VARIETIES


This seed drill also responds to occasional demands of seed producers and enables separate metering, but joint seeding of two different varieties of the main crop.



“It gives you a degree of freedom and certain advantages to also have the fertilizer equipment. For instance this autumn we have been seeding two types of cover crops. In this case we have chosen to seed spring barley and fodder radish, the barley with the fertilizer discs and the radish with the regular seeding discs. Until now I have been seeding different things with the machine and they have all well germinated, everything looks promising.”

OLE JENSEN
Brdr. Thorsen, Denmark

SIMPLIFIED MAINTENANCE



ZERO MAINTENANCE DISC HUBS

The disc hubs of the front working discs are sealed and oil filled, thereby eliminating the need for periodical greasing.



A SIMPLIFIED COULTER BAR

The CROSSFLEX coulters bar is made up of single arm seeding units using a simple and effective rubber rod mounting system – no need to worry about wear pivots! The only wear parts of the machine can be found where it engages with the soil.



EASY GREASING

The number of grease points is reduced thanks to the simple overall structure of the ESPRO seed drill. Additionally, they are easy to access without having to climb onto the machine.



COMFORTABLE HOPPER FEATURES


EASY ACCESS TO THE HOPPER

The hoppers on all ESPRO models are accessible at the front via a foldable ladder. On ESPRO 4000 R/6000 R/RC the side access is ensured via a platform above the working tools, which folds automatically when folding the machine for transport. Additionally, steps into the hopper make it easy to clean.



FLEXIBLE FILLING AND EMPTYING

Large hopper openings and low filling heights on all ESPRO models allow easy filling with big-bags or in bulk. Adapted platforms also enable you to fill the hopper by hand with small bags. At the hopper bottom an outlet caters for quick emptying of residual seed.



KEEP EXACT TRACK OF THE FILLING LEVEL!

Two sensors in the hopper help to monitor the filling height all the time. The current hopper level is clearly shown on the control box screen. In order to customize the monitoring to the seed size, the sensors can be moved between three different positions – even with a hopper full of seed.



ADAPTED FRONT LEVELLING FOR VIRTUALLY ALL CONDITIONS

A row of front packer wheels will serve you well, as it provides good soil surface levelling before the two rows of working discs engage with the soil and seed is placed in the furrow. This option is available for all ESPRO seed drills. Moreover, it contributes to fuel savings and prevents the drill from sinking into light soil. The wheel pressure is hydraulically adjustable from the cab to ensure optimum performance in virtually all soil conditions.


MORE OPTIONS AND FEATURES FOR YOUR BENEFIT

ROW SPACING QUICKLY ADAPTABLE TO CROP

All divider head outlets have a manual valve so that you can shut them off easily one by one, if you would like to increase the standard row spacing of 15cm. All this can be done without tools and without needing to remove the divider head cover, neither special plugs need to be fitted. Half-width shut-off and tramlining are available as options.

TRACK ERADICATORS AS OPTION

Up to two pairs of track eradicators may be fitted behind the tractor wheels to remove wheel marks. An intelligent fold system allows them to be quickly withdrawn from work during headland turns. Hard faced as standard, they are very resistant to wear.



AN ATTACHMENT THAT PROVIDES OPTIMUM MANOEUVRABILITY

The ESPRO seed drills are attached to the tractor via a lower link hitch with a telescopic drawbar. This solution provides for:

- increased manoeuvrability compared to a single point drawbar,
- a quick coupling and uncoupling from the tractor,
- a flexible overall machine length as the drawbar can be set in three positions on the 4 and 6m drill and two positions on the 3m model; in this way it can be adapted according to the front tool and whether or not the tractor is equipped with twin wheels.

PRE-EMERGENCE MARKERS ON SEPARATE ARMS

The separate mounting allows that the preemergence markers are easily positioned behind any seed coultter to adapt to different tramline widths – very useful for contractors! Furthermore being independent from the seed coultter also means that they don't affect the seeding quality and coultter pressure. The markers are available as option on all ESPRO models.

MORE OPTIONS AND FEATURES FOR YOUR BENEFIT



SAFE AND STABLE DURING TRANSPORT

The centre section of the press wheels is lifted at transport. In this way, the outer wheels bridge over an eventual camber in the middle of the road and braked wheels maintain good road contact. With 40 % of the wheels resting on the asphalt, unnecessary tyre wear is avoided, whereas the machine stability during transport is ensured.



DRIVE AT 40 KPH ON THE ROAD

As the ESPRO drill is equipped with a pneumatic brake system, thus it is homologated for up to 40kph forward speed during road transport, also with a full hopper (This may change according to the country of use).



TALKING ABOUT THE MACHINE'S HYDRAULICS

On one side, an adjustable hydraulic block is fitted on the ESPRO seed drills. It can work in load sensing mode ensuring that oil circulation is used in the most efficient way possible or with continuous pumping. The blower, on the other side, is driven as standard by a continuous oil circulation, whereas a PTO pump can be fitted as option.



THE RIGHT ILLUMINATION ON THE ROAD AND DURING WORK

Both road lights and signalling boards, which are supplied as standard, meet the legislative needs in each country the ESPRO seed drill is sold. LED work lights are fitted as standard for illumination when working at night. The kit includes two lights on ESPRO 3000 and three of them on ESPRO 6000 R at the rear of the machine in order to illuminate the coulter bar and side markers. Additional lights can be found under and inside the hopper. Both can be activated by a switch on the hopper. At the rear of the machine a camera can be additionally mounted to get a better overview at the back while manoeuvring. It feeds a high-quality video directly onto the KUHN control box (CCI 200 or VT 50) in the cab.

KUHN SERVICES* Maximize the use and productivity of your KUHN equipment

*Certain services and equipment are available in all countries.

KUHN sos order EXPRESS SPARE PARTS SERVICE 24/7

You urgently need spare parts? With KUHN sos order benefit from express delivery seven days a week, 365 days a year. Thus, you can minimize machine downtime considerably and increase your work output.

KUHN protect + THE CHOICE OF PROFESSIONALS!

Benefit from 36 months in complete serenity because of KUHN's protect+ warranty. You can concentrate exclusively on your work and the performance of your machine. Because this is what you expect, when investing in high-tech machinery.

KUHN i tech FOR EVER QUICKER REPAIRS!

An unexpected technical problem always occurs at the wrong time. Your KUHN dealer can support you quickly and efficiently thanks to KUHN i tech. With this 24/7 online service, a quick and exact diagnosis is possible.

KUHN finance INVEST RATIONALLY!

New machine necessary, financing unsure? Modernize your equipment and develop your farm with KUHN finance, in total safety and according to your needs and demands. We offer custom-made finance solutions, adapted to your requirements.



THE ESPRO 6000 R MODEL HAS ALSO CONVINCED IN SOUTHEASTERN EUROPE:

“This year we had 600 to 700l rain per square metre. Due to the rain we had little time. The seed drill performed well considering the difficult conditions. We have sown 900ha and travelled at speeds 13 or 14kph. I am satisfied, the drill performed well, we have had no problems. Also in terms of reliability we were surprised.”

SEBASTIAN PENA

Bukarest, Romania - 3,500ha farm cultivating wheat, sunflower, maize and rape.

Technical specifications

	ESPRO 3000	ESPRO 4000 R	ESPRO 6000 R	ESPRO 6000 RC
Working width (m/ft)	3.00 / 9'10"	4.00 / 13'1"	6.00 / 19'8"	
Transport width (m/ft)	3.00 / 9'10"			
Weight with covering harrow approx. (kg/lbs)	3,700 / 8,160	5,500 / 12,125	8,000 / 17,637	9,200 / 20,280
Attachment	cat. 3 lower link hitch			
Required tractor hydraulic equipment	2x SA (blower drive, hydraulic block) 1x free return (common to block and blower) 1x DA (folding/unfolding)	2x SA (blower drive, hydraulic block) 1x free return (common to block and blower)		
Required tractor electrical equipment	1 x 7-pin plug for lighting and signalling			
Tractor power requirement (kW/hp)	74 - 147 / 100 - 200	117 - 170 / 160 - 230	147 - 257 / 200 - 350	199 - 294 / 270 - 350
Working speed range (kph/mph)	7 - 17 / 4.3 - 10.6			
Speed signal	on board radar			
Hopper capacity (l)	2,500	3,500		5,500 (40 % for seed, 60 % for fertilizer)
Loading height approx. (m/ft)	2.40 / 7'10"	2.65 / 8'8"		3.15 / 10'4"
Application rate	centralised volumetric metering unit (1 to 430 kg/ha)			
Number of metering units	1			2
Metering unit drive	electric			
Disengagable agitator	◆			
Hopper/metering unit separating sliding hatch	◆			
Fast emptying hatch	◆			
Blower drive	via the tractor's hydraulics			
Number of working discs with 460mm over 2 rows	20	32	48	
Number of packer roller tyres (900 x 215mm)	10	13	20	
Number of seed rows	20	26	40	40 (seed), 20 (fertilizer)
Spacing between rows (mm/in)	150 / 6"			
Type of seeding unit	single arm unit with hydraulic pressure and seeding depth adjustment, offset double disc with hard coated scrapers and press wheels as standard			
Control terminal	ISOBUS machine with VT50 or CCI 200 terminal			
Electronic monitoring	seed level, blower speed, metering unit hatch and rotation			
Electronic application rate adjustment	◆			
Number of rows for fertilisation	-			20
Distance between fertilisation rows (cm/ft)	-			30 / 1'
Type of seeding unit	-			single disc arm with scraper - Hydraulic depth adjustment

◆ standard ◇ option - not available

KUHN**ESPRO**

MACHINE OF THE YEAR 2015

ESPRO: AWARDED BY EXPERTS

At the 2015 edition of the SIMA exhibition in Paris, France, the ESPRO universal seed drill was awarded the prize "Machine of the year 2015" in the seeding category. Its remarkable features have convinced the jury, a panel of specialized journalists from 11 European countries. The contest was initiated in 1997 by the German agricultural publishing house DLV (Deutscher Landwirtschaftsverlag), who organizes the award at each Agritechnica, while Terre-Net Media is responsible for the SIMA.



Check out the most complete range of seed drills on the market!



1. mounted mechanical 2. integrated mechanical 3. with front hopper 4. integrated pneumatic 5. trailed pneumatic 6. mounted min-till 7. trailed min-till 8. precision seed drills.

For more information about your nearest
KUHN dealer, visit our website
www.kuhn.com



Visit us on our YouTube channels



www.kuhn.com

Your KUHN dealer

KUHN S.A.

4 Impasse des Fabriques - BP 50060
F-67706 Saverne CEDEX - FRANCE

KUHN NORTH AMERICA, INC.

1501 West Seventh Avenue - Brodhead,
WI 53520 - USA

KUHN FARM MACHINERY PTY. LTD

313-325 Foleys Road - Deer Park, VIC, 3023 - AUSTRALIA

KUHN FARM MACHINERY (U.K.) LTD

Stafford Park 7 - GB TELFORD/ SHROPS TF3 3BQ

Information given in this document is only for information purposes and is non-contractual. Our machines are in compliance with regulations in force in the country of delivery. In our literature, and for improved illustration of certain details, some safety devices may not be in operating position. When operating these machines, these devices must be in position in accordance with the requirements indicated in the operator's manuals and assembly manuals. Respect the tractor gross vehicle weight rating, its lift capacity and maximum load per axle and tyres. The tractor front axle load must always comply with the regulations of the country of delivery (In Europe, it must reach minimum 20 % of the tractor net weight). We reserve the right to change any designs, specifications or materials listed without further notice. Machines and equipment in this document can be covered by at least one patent and/or registered design. Trademarks cited in this document may be registered in one or several countries.

Also find KUHN on

