

Side-Discharge Manure Spreaders

PROTWIN® SLINGER®

SL/SLC 100 Series



www.KuhnNorthAmerica.com



Invest in Quality®

VERSATILE, EFFICIENT AND RELIABLE



VERSATILITY TO MEET YOUR NEEDS

If you're looking for one machine to handle your diverse manure spreading needs, look to the ProTwin® Slinger® spreader. Its unique twin-auger design and exclusive body construction allow the Slinger spreader to handle the widest variety of materials compared to any spreader on the market.

FAST, CONSISTENT, ACCURATE SPREADING

The wide discharge provides fast unloading to maximize spreading efficiency. The new discharge design allows increased adjustability to help ensure more consistent, even spreading throughout the life of the machine. Optional scales provide accurate application and tracking of applied nutrients.

RUGGED DEPENDABILITY

Heavy-duty body and drive components provide maximum dependability. The ProTwin Slinger manure spreader has been well-known for its reliable service and long life. Now with even more enhancements, you are assured to get the best value for your equipment dollars.

SLINGER® SPREADERS in brief

Models	Capacity	Available Configurations	# of Hammers
SL 110	1,000 gal	Trailer Only	12
SL 114	1,400 gal	Trailer Only	15
SL 118	1,800 gal	Trailer Only	15
SL 124	2,400 gal	Trailer Only	15
SLC 126	2,600 gal	Trailer Only	18
SLC 132	3,200 gal	Truck and Trailer	18
SLC 141	4,100 gal	Truck and Trailer	18
SLC 150	5,000 gal	Trailer Only	18

THE FIRST OF ITS KIND, PROTWIN® DESIGN:



PROTWIN® DESIGN

- The raised right auger moves material rearward to keep the load level
- The left auger moves material forward to continuously feed the discharge door

ELIMINATES BRIDGING

The well-proven, twin-auger design eliminates material bridging. The two augers work together to create a bidirectional flow that provides constant agitation and steady movement even with the most challenging materials.

CONSISTENT FLOW TO THE DISCHARGE

The steep, slanted sides help provide reliable material flow, continuously feeding material down to the augers. Combined with the unique auger design, this helps ensure constant delivery of material to the swinging hammer discharge.

MULTI-PURPOSE SPREADER

The continuously welded V-body tank will hold both wet and dry materials. From soupy manure, to semi-solids, separated solids, compost, bedding pack, mulch and many other materials, the ProTwin Slinger spreader can fit the needs of your operation.

FAST UNLOADING WITH CONSISTENT SPREAD PATTERN



ENHANCED HAMMER DESIGN PATENTED

All-new hammers feature more wear surface on the bottom edge to extend hammer life. The new fully adjustable shroud helps decrease wear, extending hammer life even further. Nylon bushings and washers help prevent premature wear to the bolts, hammers and hammer shaft ears.



PRECISE DISCHARGE CONTROL PATENTED

The hydraulically adjustable deflector provides the ability to conveniently regulate the spread pattern from the tractor seat while spreading. This allows close control of the spreading width for accurate nutrient placement. The deflector stores in the down position and although it is not water tight, it completely closes off the discharge area to help prevent material loss during transport.




NEW ADJUSTABLE SHROUD

Adjustable shroud design provides full adjustment for optimal setting of the clearance between the shroud and hammers. Maintaining the proper clearance enhances the shearing performance of the hammers to provide a more consistent material flow and more even spreading.



EASY ACCESS

The enclosure, with its single latch, allows simple inspection of drive components and easy access for any needed maintenance. Gas-charged cylinders hold the lid up and out of the way, while the wide opening allows convenient service.



DUAL-SEAL BEARINGS

New dual-seal auger bearings are designed to keep liquid in the tank and away from critical drive components. With these seals, liquid manure and other caustic liquids are less able to penetrate the Nylatron bearings or contaminate the oil bath reservoir.

(Not available on SL 110 and 114 models)



RUGGED UNDERCARRIAGE

The heavy-duty undercarriage is built for dependable service under heavy use in the toughest conditions, including hauling sand-laden manure. The SL 110 model comes standard with single-axle configuration only. The SL 114 can be equipped with either single or tandem axle. The SL 118, SL 124 and all SLC models come standard with tandem axles.

NEXT LEVEL PERFORMANCE & RELIABILITY

The redesigned SL 100 Series ProTwin® Slinger® manure spreaders feature an all-new discharge for enhanced spreading performance. A wider discharge on the SL 114 provides faster unloading. Complete adjustability of the discharge shroud on all models improves material breakup for more consistent, even spreading. New hammers are designed for less wear and longer life.

The redesigned chain drive on the SL 118 and 124 features independent shear protection for each auger and includes heavier rear drive chains for low maintenance and long life. The unique twin-auger design still provides the same outstanding material flow and eliminates bridging.



SL 114 INCREASED UNLOADING CAPACITY

The SL 114 and 118 models feature a wide, 15-hammer discharge for fast, efficient unloading of all material types. The discharge on the SL 114 offers a 25% increase in unloading capacity compared to the previous model. The wide, aggressive hammers effectively shear material and provide a consistent, even spread pattern.



SIMPLE FRONT DRIVE

The SL 110 and SL 114 feature a simple, yet dependable front drive. The chest-style front enclosure allows for easy maintenance and inspection of any drive components.



SL 110 ORCHARD MODEL

The SL 110 is also offered in an orchard/vineyard model to meet specific grower's needs. This model features a hydraulic deflector with rubber extension, which provides accurate material placement while adding some forgiveness necessary in narrow row spacings. This model also features a narrow 10.5L tire and CV PTO making it very maneuverable in tight locations.



FULLY ENCLOSED, FRONT OIL BATH

Dependable, heavy-duty roller chain drive runs in oil and has spring-loaded, self-aligning poly tighteners for long life. Final drive shafts and sprockets are splined for strength and serviceability.



DISCHARGE DOOR IMPROVEMENTS

The SL 118 and 124 feature a reinforced door and the door seal now comes standard on all SL models. In addition, the discharge door linkage has been upgraded to a ball pivot linkage. It has been removed from the oil bath to help reduce contamination to the oil bath.



EASY ACCESS

The chest-style oil bath, with its single latch, allows simple inspection of drive components and easy access for any needed maintenance. Gas-charged cylinders hold the lid up and out of the way, while the wide opening allows convenient service.




BUMP-PROOF RUBBER SIDES

The SL 118 and 124 have new standard splash guards with a rugged steel front panel and bump-proof rubber sides. The new splash guards help keep liquid and slurry-type materials from spilling during transport and are designed to absorb occasional contact with bucket edges while loading.



WELDED TRANSFER PADDLES

The welded transfer paddles on the upper and lower augers effectively transition material between the augers to the discharge. This results in consistent discharge of material that is unmatched by other spreader configurations.



REDESIGNED AUGER SHEAR PROTECTION

Upgraded from the previous 8100 Series, the SL 118 and SL 124 now offer shear protection for the upper and lower auger to help limit damage from foreign materials. The shear assembly, similar to the SLC models, is located in the front oil bath for the lower auger on the rear drive for the upper auger.

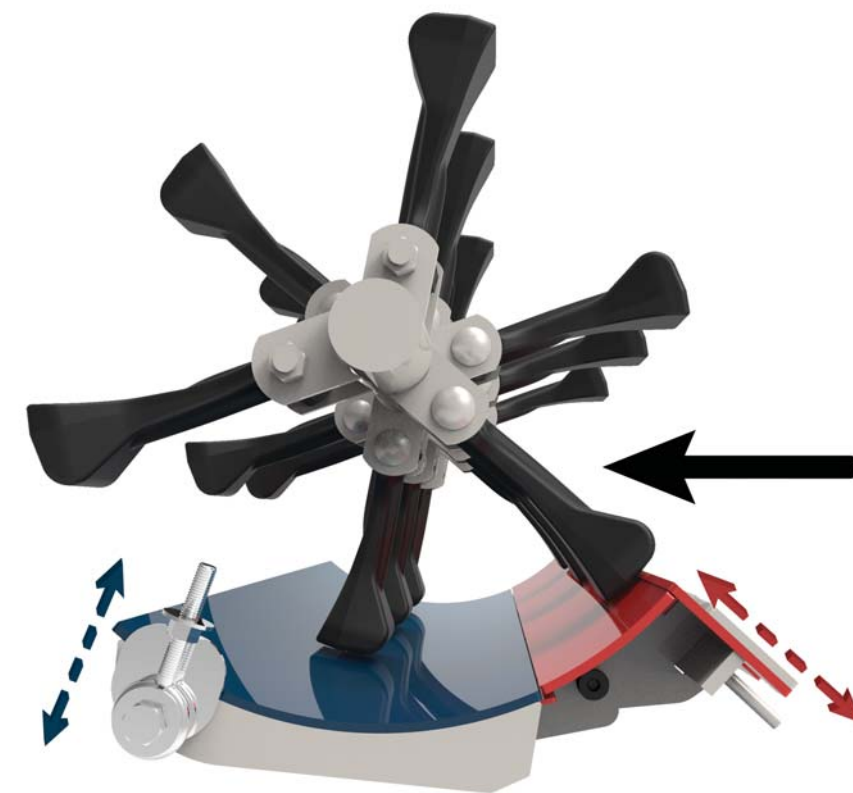


UPGRADED REAR CHAIN

The rear chain has been upgraded over the previous models to a 120 chain.



FULLY ADJUSTABLE DISCHARGE



ADJUSTABLE SHROUD AND SILL PATENT PENDING

The two-piece shroud and sill design provides full adjustment for optimal setting of the clearance between the shroud/sill and hammers. Maintaining the proper clearance enhances the shearing performance of the hammers to provide a more consistent material flow and more even spreading. The sill on the SLC is also easily replaceable, making maintenance simple.



EXACT ADJUSTMENT

Independent adjustment of the shroud (front) and sill (rear) allows you to maintain the proper clearance around the full internal radius. This helps ensure that material is more effectively carried on the faces of the hammers for decreased wear and a lower horsepower requirement.

MAXIMUM SPREADING EFFICIENCY



The KUHN Knight SLC 100 Series ProTwin® Slinger® Commercial manure spreaders set the standard for fast, efficient spreading. Maximize your productivity and performance with our large-capacity truck-mount or trailer models. The unique ProTwin twin-auger design and exclusive body construction allow the Slinger spreader to handle the widest variety of materials compared to any spreader on the market. Complete adjustability of the wide discharge improves material breakup for more consistent, even spreading. New hammers are designed for less wear and longer life.

These new machines provide the ideal combination of efficiency, versatility, and rugged durability to give you maximum return for your equipment dollars. If you need one machine to handle all of your diverse spreading needs, look to the SLC 100 Series ProTwin Slinger manure spreaders.



WIDE 18-HAMMER DISCHARGE

All SLC 100 Series commercial models feature a wide, 18-hammer discharge for fast, efficient unloading of all material types. The increased discharge of the SLC 126 and 132 offers a 20% increase in unloading capacity compared to a 15-hammer discharge. The wide, aggressive hammers effectively shear material and provide a consistent, even spread pattern.



INDEPENDENT AUGER PROTECTION

The new drive incorporates individual shear protection for each auger. The shear bolts are conveniently located in the oil bath enclosure for easy access. They provide effective protection for the chains, sprockets, bearings and shafts against damage due to overload, wedging and obstructions.

HEAVY-DUTY, LOW-MAINTENANCE DRIVE


DEPENDABILITY AND LONG LIFE

The durable, heavy-duty drive requires minimal maintenance and provides years of reliable service. All rear chains and sprockets have been eliminated. The entire drive is now enclosed in the front oil bath which provides constant lubrication of the chains, bearings and sprockets.



FULLY WELDED SPROCKETS AND SHAFTS

The three main drive shafts are fully welded and removable. This allows for easier service with no keys and set screws to hassle with during maintenance.



OVERRUNNING CLUTCH ON HAMMER SHAFT

The overrunning clutch on the hammer shaft allows it to rotate freely when the PTO is disengaged. This reduces backlash on the PTO and on the spreader drive components for less wear and longer life.



ADDED SHEAR PROTECTION

Both augers feature upgraded shearbolt protection on the transfer paddles. Transfer paddles on the right auger deliver material to the left auger. The paddles on the left auger deliver material to the discharge. The paddles are also split for easy removal and replacement if necessary.

Customized to Fit Your Operation

TIRE OPTIONS



TRUCK TIRE

Sizes available – 275/80R22.5, 385/65R22.5, 425/65R22.5
Affordable yet reliable, our recapped truck tires feature excellent load carrying capability while providing great wear characteristics, especially in applications requiring higher amounts of road travel.
(Available on SL 110 – SLC 132)



HIGH FLOAT, LOW-PROFILE IMPLEMENT TIRE

Sizes available – 400/55-17.5, 550/45-22.5, 600/55-22.5
These high float bias-ply implement tires are ideal for both field applications and road transport. They offer the most flotation for the small- to medium-sized spreaders.
(Available on SL 114 – SLC 132)



HIGH FLOAT IMPLEMENT – HONEY WAGON TIRE

Size available – 725/65 x 26
Designed specifically for manure spreaders, bias-ply honey wagon tires provide great flotation in the field while retaining better road wear characteristics than standard bias-ply high float tires.
(Available on SLC 141)



IMPLEMENT TIRE

Sizes available – 14L x 16.1, 16.5L x 16.1, 19L x 16.1, 21.5L x 16.1
Standard implement tires provide a cost competitive flotation option for field oriented applications with less road travel.
(Available on SL 110 – SLC 132)



HIGH FLOAT IMPLEMENT TIRE

Sizes available – 23.1 x 26, 28L x 26, 30.5L x 32
As the entry point for the large SLC spreaders, these bias-ply tires provide good flotation while adequately supporting the heavy loads and duty-cycle of the commercial spreaders.
(Available on SLC 141 – SLC 150)



HIGH FLOAT RADIAL TIRES

Sizes Available – 28LR x 26, 30.5LR x 32
In the field, radial tires produce a larger footprint due to more flexible sidewalls than standard bias-ply tires, which leads to reduced ground compaction. The radial tires also provide excellent road durability extending overall service life.
(Available on SLC 141 – SLC 150)

Customized to Fit Your Operation

OPTIONAL EQUIPMENT



TRUCK MOUNT

The SLC 132 and 141 are available as a truck mount for applications requiring longer travel distances. Mechanical and hydrostatic drive options are available.



SCALE SYSTEM

The scale system is available for all SLC models, providing accurate application and tracking of applied nutrients. This system, combined with the latest scale head technology, provides integrated manure application management and record keeping capabilities. Trailer models feature a 5-point system of four weigh bars in the wheel spindles and one in the hitch. Truck models use a 3-point system.



HYDRAULIC DISC BRAKES

Hydraulic disc brakes are optional for SLC 126, 132, 141 models and standard on SLC 150 trailer models. Brakes provide additional stopping capabilities for faster stopping of the heavy loads hauled by these high-capacity machines.

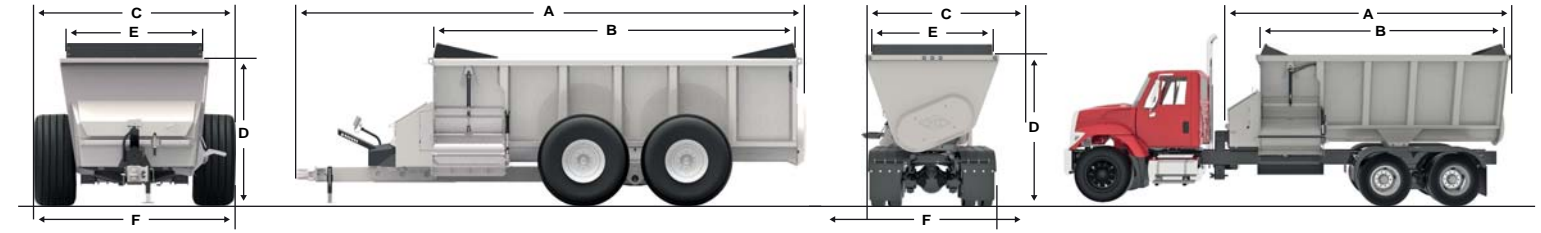
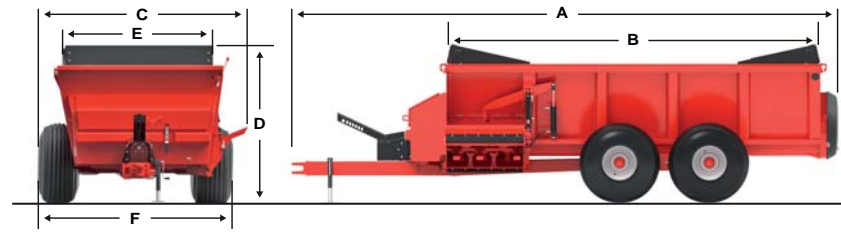


HYDRAULIC LID

The lid can be raised and lowered hydraulically and provides secure closure to haul slurry-type materials. While it is not completely water tight, it does an excellent job helping to contain semi-liquid materials without worry of spills during transport.

(Available on all SLC models)





Model Specifications

	SL 110	SL 114	SL 118	SL 124
DIMENSIONS	Trailer	Trailer (Single-Axle)	Trailer (Tandem-Axle)	Trailer
A – Overall Length	217"	241"	280"	280"
B – Inside Hopper Length	144"	168"	192"	192"
C – Top Inside Hopper Width	60"	67"	75"	83"
D – Overall Height Standard ^{1,2}				
– Tire Option Used ¹	16.5L X 16.1	19L X 16.1	14L X 16.1	16.5L X 16.1
– Base Unit ^{1,2}	59"	63"	65"	80"
– With Splash Guards ^{1,2}	68"	72"	74"	90"
– With Lid ^{1,2}	–	–	–	–
E – Overall Width ¹	98"	107"	102"	106"
F – Tread Width ¹	83"	97"	89"	106"
SPECIFICATIONS				
Unit Weight ³	4,200 lbs	5,400 lbs	6,100 lbs	8,800 lbs
Maximum Net Load	9,000 lbs	12,000 lbs	18,000 lbs	24,000 lbs
Capacity				
– Gallons (Struck Level)	1,000	1,400	1,800	2,400
– Cubic Feet (Struck Level)	135	188	240	320
– Cubic Yards (Struck Level)	5	5.3	9	12
Augers				
– Diameter	20" / 14"	20" / 18"	20"	20"
– Flighting Thickness	3/8"	3/8"	3/8" Sectional	
– Tube Diameter	8 5/8" / 5 5/8"	8 5/8" / 5 5/8"	6 5/8"	6 5/8"
– Drive Shaft Diameter	3 1/2" / 3"	3 1/2" / 3"	3 1/2" / 3"	3 1/2" / 3"
– Shear Paddles	No	No	No	No
Drive				
– PTO-RPM	Standard and CV - 540	Standard and CV - 540	Standard and CV - 540/1000	Standard and CV - 540/1000
– PTO Protection	Torque Disconnect	Torque Disconnect	Torque Disconnect	Torque Disconnect
– Roller Chain – Augers	60-80-100	60-100-100	60-80-120-120	60-80-120-120
– Roller Chain – Discharge	60H	60H	80	80
– Enclosed Front Oil Bath	–	–	Standard	Standard
Hammer Expeller and Hammers				
– Expeller – RPM	810	810	840	840
– Expeller – Shaft Diameter	2"	2"	2 1/2"	2 1/2"
– Expeller – Swing Diameter	20"	20"	20"	20"
– Number of Hammers	12	15	15	15
Box Construction – Thickness				
– Hopper Bottom	7 GA.	7 GA.	1/4"	1/4"
– Front Panel	10 GA.	10 GA.	7 GA.	7 GA.
– Rear Panel / Side Panels	10 GA.	10 GA.	10 GA.	10 GA.
– Door Opening Size	18" X 30"	18" X 39"	18" X 39"	18" X 39"
Trailer Axle	Single	Single	Tandem	Tandem
Spindle Diameter	2 1/2"	3"	2 1/2"	3"
Hubs	8-Bolt	8-Bolt	8-Bolt	8-Bolt
Highway Light Kit	Standard	Standard	Standard	Standard
Minimum PTO HP Requirement ⁴	60	90	100	120

¹ Heights and widths based on tire size listed.
² Truck dimensions based on 41" truck frame height.
³ Unit is equipped with most common options.
⁴ Horsepower requirement may vary with different materials.
 Consult operator's manual for proper tractor sizing.

Model Specifications

	SLC 126	SLC 132	SLC 141	SLC 150
DIMENSIONS	Trailer	Trailer	Truck	Trailer
A – Overall Length	281"	289"	220"	337"
B – Inside Hopper Length	199" / 192"	192"	192"	240"
C – Top Inside Hopper Width	83"	90"	90"	96"
D – Overall Height Standard ^{1,2}				
– Tire Option Used ¹	19 X 16.1	21.5 X 16.1	–	30.5L X 32
– Base Unit ^{1,2}	81"	92"	118"	103"
– With Splash Guards ^{1,2}	91"	102"	128"	113"
– With Lid ^{1,2}	105"	116"	142"	127"
E – Overall Width ¹	107"	120"	117"	139"
F – Tread Width ¹	107"	114"	96"	139"
SPECIFICATIONS				
Unit Weight ³ – (TR/TK)	9,500 lbs / –	12,000 lbs / 9,000 lbs	16,500 lbs / 9,800 lbs	25,000 lbs / –
Maximum Net Load	26,000 lbs	32,000 lbs	41,000 lbs	50,000 lbs
Capacity				
– Gallons (Struck Level)	2,600	3,200	4,100	5,000
– Cubic Feet (Struck Level)	350	435	543	668
– Cubic Yards (Struck Level)	13	16	20	25
Augers				
– Diameter	20"	24"	24"	24"
– Flighting Thickness	3/8" Sectional	3/8" Sectional	3/8" Sectional	3/8" Sectional
– Tube Diameter	6 5/8"	8 5/8"	8 5/8"	8 5/8"
– Drive Shaft Diameter	3"	3 1/2"	3 1/2"	3 1/2"
– Shear Paddles	Standard	Standard	Standard	Standard
Drive				
– PTO-RPM	Standard and CV - 1000	CV - 1000	CV - 1000	CV - 1000
– PTO Protection	Torque Disconnect	Torque Disconnect	Torque Disconnect	Torque Disconnect
– Roller Chain – Augers	80-80-100-120	80-80-100-120	80-80-120-140	80-80-120-140
– Roller Chain – Discharge	80	80	80	80
– Enclosed Front Oil Bath	Standard	Standard	Standard	Standard
Hammer Expeller and Hammers				
– Expeller – RPM	833	833	833	694
– Expeller – Shaft Diameter	2 1/2"	2 1/2"	2 1/2"	3"
– Expeller – Swing Diameter	20"	20"	20"	24"
– Number of Hammers	18	18	18	18
Box Construction – Thickness				
– Hopper Bottom	1/4"	1/4"	1/4"	1/4"
– Front Panel	7 GA.	7 GA.	7 GA.	7 GA.
– Rear Panel / Side Panels	10 GA. / 7 GA.	10 GA. / 7 GA.	7 GA. / 7 GA.	7 GA. / 7 GA.
– Door Opening Size	18" X 47"	18" X 47"	18" X 47"	22" X 47"
Trailer Axle	Tandem	Tandem	Tandem	Tandem
Spindle Diameter	3"	3 3/4"	4 1/2"	5"
Hubs	8-Bolt	10-Bolt	10-Bolt	XHD 10-Bolt
Highway Light Kit	Standard	Standard	Standard	Standard
Tractor Requirement – PTO HP ⁴	130	150	180	225

¹ Heights and widths based on tire size listed.
² Truck dimensions based on 41" truck frame height.
³ Unit is equipped with most common options.
⁴ Horsepower requirement may vary with different materials.
 Consult operator's manual for proper tractor sizing.

COMPLEMENTARY PRODUCTS

MORE PRODUCTS TO MEET YOUR NEEDS

With over 700 models of equipment, we have the most complete implement line in the industry. Whether you have a small or large operation, we have a broad range of models and options to help fit your diverse needs.



1. Mowers
2. Tedders
3. Round Balers
4. Bale Processors
5. TMR Mixers
6. Primary Tillage Systems

For more information about your nearest KUHN Knight dealer and other KUHN Knight products, visit our website at www.KuhnNorthAmerica.com



Visit our YouTube channel to watch our latest product videos.

KUHN NORTH AMERICA, INC.

Corporate Headquarters
1501 West Seventh Avenue - Brodhead, WI 53520
Phone: (608) 897-2131 Fax: (608) 897-2561

Information given in this document is only for informational purposes and is non-contractual. Our machines are in compliance with North American safety standards. In our literature, and for improved illustration of certain details, some safety devices may not be in operating position. When operating these machines, these devices must be operated in accordance with the requirements indicated in the operator's manuals and assembly manuals. We reserve the right to change any designs, specifications or materials listed without further notice. Machines and equipment in this document can be covered by at least one patent and/or registered design. Trademarks cited in this document may be registered in one or several countries.

 www.KuhnNorthAmerica.com	Your KUHN Knight dealer
---	-------------------------

Find us on

