

High-Accuracy Fertilizer Spreaders



www.kuhn.com

MDS

8.2 / 14.2 / 18.2 / 20.2



Invest in Quality®



HIGH-ACCURACY FERTILIZER SPREADERS MDS 8.2 / 14.2 / 18.2 / 20.2

CONSISTENT AND EFFICIENT SPREADING

The KUHN MDS range of fertilizer spreaders offers a simple and integrated solution for a wide of operations. This includes specialized crops, such as vineyards, orchards and vegetables, as well as row crop and livestock farms.

FLEXIBLE DISCS FOR VERSATILE APPLICATIONS

With its adjustable spreading paddles, the Multi-Disc System (MDS) spreading discs are able to spread all types of granular fertilizer with high accuracy and wide spreading patterns. In addition, they will quickly and accurately spread cover crop seed to secure valuable nutrients.

APPLY THE RIGHT RATE, IN THE RIGHT PLACE



KUHN MDS spreaders provide several features that not only ensure the fertilizer is spread exactly where it should be, they are also simple to operate.

- Easy application rate adjustment with help of the DFC scale
- Multiple agitator options for tailoring to specific products
- Different border spreading solutions

HIGH-ACCURACY FERTILIZER SPREADERS

MDS .2 Series
in brief:

	Working Width	Min / Max Capacity	Outlet Controls
MDS 8.2	33' – 59' (10 – 18 m)	17.7 – 28.3 cu.ft. (500 – 800 L)	E-Click or Hydraulic
MDS 14.2	(M1 discs)	28.3 – 49.4 cu.ft. (800 – 1,400 L)	
MDS 18.2	60' – 80' (18 – 24 m)	24.7 – 63.6 cu.ft. (700 – 1,800 L)	
MDS 20.2	(M2 discs)	31.8 – 70.6 cu.ft. (900 – 2,000 L)	



THE KEY TO OPTIMAL SPREADING

The MDS spreading discs provide consistent performance during standard spreading, late top dressing as well as yield optimized spreading at field borders. For your comfort, all this is possible at set working widths without removing or changing the discs or paddles.

DFC SCALE: ACCURATE APPLICATION RATE CONTROL

Nothing could be simpler than changing the application rate from one field to another. It's easily done by positioning an opening stop on the direct flow control (DFC) scale. With this, you can modify the application rate without any extra equipment. The principle is quite simple: The opening position is modified by the same percentage as the application rate. This means, for example, that you increase the opening by 10% for a 10% higher application rate. Follow the steps below for the highest application rate accuracy.

EXCLUSIVE

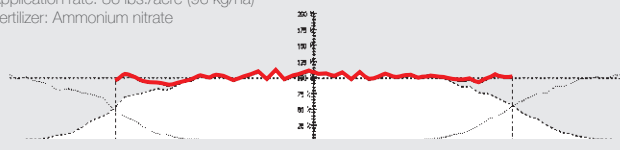
MDS MULTI-DISC SYSTEM

The MDS provides high application rate accuracy as well as exact spreading patterns for different fertilizers, and common cover crop and forage seeds. Depending on the type of material and the working width, the length and orientation of the paddles can be adjusted precisely with the tool provided. Thanks to their well-marked, three-dimensional position indicator, you can set the paddles quickly and easily.

Low Application Rate

Coef. of Variation (CV): 3.63%
Application rate: 86 lbs./acre (96 kg/ha)
Fertilizer: Ammonium nitrate

WORKING WIDTH OF 80' (24 m)



VARYING APPLICATION RATES HAVE NO INFLUENCE

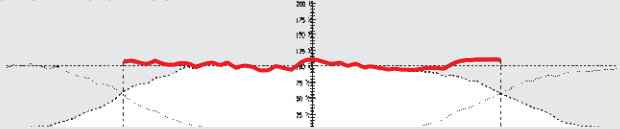
With the MDS system, triangular distribution patterns are consistent and precise with large overlap areas and coefficients of variation (CV) are unbeatably low. This equates to accuracy of around 90%+ depending on material. Different application rates have no negative effect on fertilizer distribution.

CV: A measure of frequency distribution or relative precision.

High Application Rate

Coef. of Variation (CV): 5.42 %
Application rate: 223 lbs./acre (250 kg/ha)
Fertilizer: Ammonium nitrate

WORKING WIDTH OF 80' (24 m)



M2 DISCS FOR INCREASED WORKING WIDTH

M1 discs are included as standard, for working widths from 33' – 59' (10 – 18 m). The installation of optional M2 discs allows a working width of 60' – 80' (18 – 24 m) without diminishing the spreading quality.

READY, SET... SPREAD!



1. Remove the disc without tools in a few seconds. **2.** Install the guide channel (circled). **3.** Identify the fertilizer with the identification guide/adjustment chart or the SpreadSet app. **4.** Determine the outlet opening according to the charts. **5.** Set the outlet opening on the machine. **6.** Open the outlet with the agitator in operation. **7.** Weigh the quantity collected and use the charts to calculate the exact setting. **8.** Adjust the outlet opening for higher rate accuracy. **9.** Reinstall the disc. **10.** Now you're ready to spread!

*Refer to the Operator's Manual for further instructions.

AT EASE BETWEEN THE ROWS

The MDS 8.2 and 14.2 have narrow dimensions for easier use in orchards and vineyards without the risk of damaging crops. Design features, such as the broken hopper angles of the MDS 8.2, allow use in ultra-narrow row applications.

With their innovative design, these MDS models are well prepared for professional use in vineyards, orchards and vegetable fields.



SPREADING ON TWO ROWS

The stainless steel banding option, for applications such as orchards and vineyards, has adjustable flaps that apply fertilizer on two rows of variable width with a spacing that is 100% adjustable. This ensures that all nutrients are applied in the root area of the crop, saving valuable fertilizer. It can be quickly and easily adjusted without tools.



EXCLUSIVE

LOW-MAINTENANCE CORE COMPONENTS

A reinforced oil-bath gearbox drives the spreading discs and the agitator. The sturdy heart of the machine stands out with its long service life in difficult conditions. The agitator shaft is made of heat-treated stainless steel.

This gearbox is designed for 10-year oil service intervals!



ENSURING SMOOTH FERTILIZER DISCHARGE

A slowly rotating agitator (only 180 RPM) provides a regular flow of fertilizer to the spreading discs without damaging the granules and without clogging the outlets. The longevity of the components is ensured with the 100% stainless steel hopper bottom, agitator shaft and outlets. Specialty agitators are available for powdery products or grass seed.

HIGHER CAPACITIES FOR INCREASED EFFICIENCY

The MDS 18.2 and 20.2 models are intended for diversified farms and have maximum capacities of 63.6 and 70.6 cubic feet, respectively. These high loads, coupled with the flexible hopper extension system, ensure ultimate performance.

DESIGNED TO LAST

Shielding made of composite materials covers the spreading discs and efficiently protects the painted areas of the frame and the hopper. All painted surfaces are shot blasted; nanotech surface treatment is applied and then powder coated with ultra-high-quality powder.

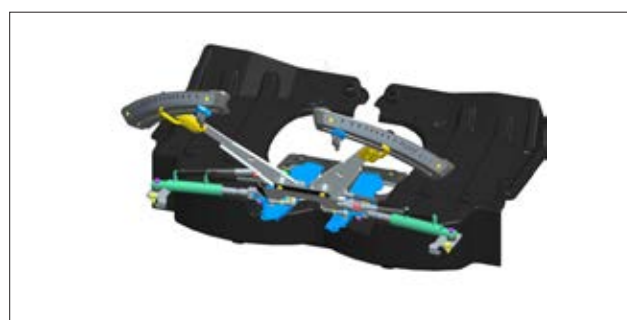


MDS APPLICATION OUTLET CONTROL VERSIONS

OPENING AND CLOSING THE APPLICATION OUTLETS

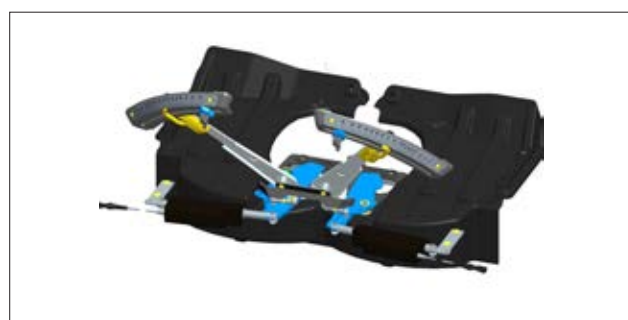
HYDRAULIC

Precision control of the metering outlet is essential to ensure that the right rate of fertilizer or seed is applied to the field. Each outlet is controlled by its own dual-acting hydraulic cylinder connected to the tractor's SCVs. The size of each outlet opening can easily be monitored on the indicators visible from the operator's seat.



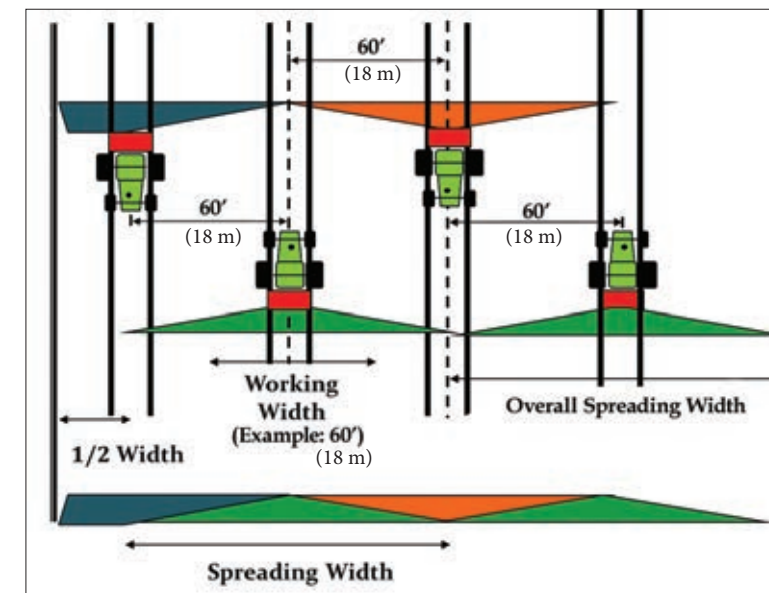
E-CLICK

For enhanced control, choose this electric metering outlet control option. One actuator for each outlet ensures reliability and precision, all controlled through the simple E-Click switch box. Just like the hydraulic version, convenient indicators for monitoring the outlets are visible from the operator's seat.



SPREADING TECHNIQUE FOR HIGH-ACCURACY FERTILIZER SPREADERS: THE DOUBLE-OVERLAP METHOD

The double-overlap method doubles your protection against over or underapplying product by taking advantage of the natural spread pattern created by KUHN twin-disc fertilizer spreaders. The triangular spread pattern provides consistent distribution, which reduces the impact of driving error or improper adjustments. Utilizing this method, KUHN spreaders provide high-accuracy spreading.



CUSTOMIZE YOUR SPREADER ACCORDING TO YOUR NEEDS

ADAPT THE HOPPER CAPACITY TO YOUR OPERATION

Extensions with 4'6" (1.4 m) width
MDS 14.2

M 21 (7 cu.ft.) (200 L)


M 41 (14 cu.ft.) (400 L)



Extensions with 6' (1.8 m) width
MDS 18.2 / 20.2

M 430 (14 cu.ft.) (400 L)

M 630 (21 cu.ft.) (600 L)



Extensions with 7'10" (2.4 m) width
MDS 18.2 / 20.2

M 800 (28.3 cu.ft.) (800 L)

M 1100 (38.8 cu.ft.) (1,100 L)



CLIP FIX

Extensions can be fitted quickly on your machine thanks to the Clip Fix system.

THREE SOLUTIONS FOR SPREADING AT FIELD BORDERS



1. ADJUSTING DISC PADDLES ON THE BORDER SIDE

The spreading paddles allow for easy adjustment to both the right and left side for simple adaptation at the edge of fields. After spreading field borders, the disc must be reset for normal spreading.

2. TELIMAT T1

This hydraulically controlled deflector is easily adjustable from the tractor cab, guiding the trajectory of the fertilizer from the disc. This option provides maximum simplicity for the operator.

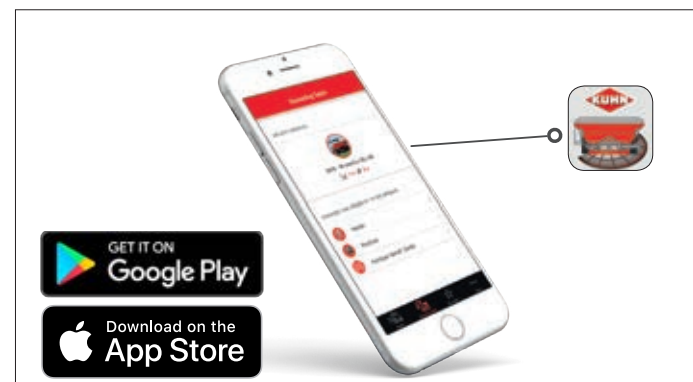


3. BORDER SPREADING LIMITER

If spreading directly at the edge of the field, this limiter prevents spreading fertilizer outside the field. The distance to the border can be adjusted between 0' and 10' (0 m – 3 m).

Model Specifications

	MDS 8.2	MDS 14.2	MDS 18.2	MDS 20.2
DIMENSIONS				
Working width	33'-80' (10-24 m) depending on disc selection and material			
Basic capacity	17.7 cu ft (500 L) basic; 28.3 cu ft (800 L) with optional extensions	28.3 cu ft (800 L) basic; 49.4 cu ft (1,400 L) with optional extensions	24.7 cu ft (700 L) basic; 63.6 cu ft (1,800 L) with optional extensions	31.8 cu ft (900 L) basic; 70.6 cu ft (2,000 L) with optional extensions
Maximum hopper payload	1,760 lbs (800 kg)	3,085 lbs (1,400 kg)	3,970 lbs (1,800 kg)	4,410 lbs (2,000 kg)
Filling height	36.2" (92 cm)	41" (104 cm)	36.6" (93 cm)	39.8" (101 cm)
Hopper width	42.5" (108 cm)	55.1" (140 cm)	74.8" (190 cm)	74.8" (190 cm)
Loading width	38.6" (98 cm)	51.2" (130 cm)	70.1" (178 cm)	70.1" (178 cm)
Flow control	Direct Flow Control (DFC) system			
Agitator	180 rpm			
Fertilizer application rate	Up to 550 lbs/min (250 kg/min)			
Half width shut-off	Standard			
Protection sieve	Standard			
Spreading discs included in base machine	M1C discs for spreading from 33'-59' (10-18 m)			
Hitch	Cat. 2 (not quick hitch compatible)			
Gearbox	540 rpm			
Empty machine net weight, approx.	419 lbs (190 kg)	463 lbs (210 kg)	463 lbs (210 kg)	507 lbs (230 kg)



KUHN SPREADSET APP

The KUHN SpreadSet app will guide you through the settings to use for applying the right rate and creating a good spread pattern according to the fertilizer type, working width and speed. It puts all of the information from the printed setup guides into your pocket! Available for both Android and iOS devices.



RESPONSIBLE FERTILIZER INCORPORATION

Environmental conservation and your profitability are equally important components of long-term sustainable production agriculture. We at Kuhn North America, are proud partners of 4R Nutrient Stewardship as an effective means to both ends. Applying the right products at the right rate, at the right time, and in the right place keeps fertilizer out of sensitive areas while putting money into your pocket through reduced input costs and increased yield. Our MDS fertilizer spreaders help you effortlessly incorporate the 4R principles into your operation. To learn more, visit nutrientstewardship.com.

COMPLEMENTARY PRODUCTS

MORE PRODUCTS TO MEET YOUR NEEDS

With over 700 models of equipment, we have the most complete implement line in the industry. Whether you have a small or large operation, we have a broad range of models and options to help fit your diverse needs.



Power Tillers



Power Harrows



Shredders



Rollover Plows

MyKUH N
THE LINK TO MY SUCCESS
www.mykuhn.com

RESOURCES TO MANAGE YOUR FLEET

Sign up!



For more information about your nearest KUHN dealer and other KUHN products, visit our website at

www.kuhn.com



Visit our YouTube channel to watch our latest product videos.



Your KUHN dealer

KUHN NORTH AMERICA, INC.

Corporate Headquarters
1501 West Seventh Avenue - Brodhead, WI 53520

Information given in this document is only for informational purposes and is non-contractual. Our machines are in compliance with North American safety standards. In our literature, and for improved illustration of certain details, some safety devices may not be in operating position. When operating these machines, these devices must be operated in accordance with the requirements indicated in the operator's manuals and assembly manuals. We reserve the right to change any designs, specifications or materials listed without further notice. Machines and equipment in this document can be covered by at least one patent and/or registered design. Trademarks cited in this document may be registered in one or several countries.

Find us on

